

Model	Go Go Elite Traveller® 2 (4-wheel)
Part Number	SC442E
Weight Capacity	300 lbs.
Maximum Speed ²	Up to 4.23 mph
Ground Clearance ⁴	1.34" at motor 3.15" at mid-deck
Turning Radius ⁴	37"
Overall Length ⁴	39.37"
Overall Width ⁴	19.45"
Seat-to-Deck Height	16.38 - 17.83"
Seat Height	16.73"
Tires	Front: 2" x 7" Rear: 2.5" x 8"
Range Per Charge ^{2,3}	12 Ah: Up to 6.6 miles at 300 lbs. Up to 8.8 miles at 220 lbs. 18 Ah: Up to 10.4 miles at 300 lbs. Up to 13.8 miles at 220 lbs.
Product Weight	83 lbs. without batteries 102.5 lbs. with 12 Ah batteries 112.6 lbs. with 18 Ah batteries
Heaviest Piece when Disassembled ⁴	35 lbs. (front section)
Standard Seating	Type: Mesh Back Material: Black Vinyl Dimensions: 17"x17" Weight: 23 lbs.
Motor Output	Rear-wheel drive, sealed transaxle, 24-volt DC motor
Brakes	Regenerative and electromechanical
Battery Requirements ⁵	(Two) 12-volt, sealed lead-acid, non-spillable deep-cycle
Battery Weight	12 Ah: 19.5 lbs. (standard) 18 Ah: 29.6 lbs.
Battery Charger	2 amp off-board charger
Warranty	Lifetime limited on frame; 2-year limited on Electronics; 2-year limited on Drivetrain

HCPCS Code: K0800

- 1 Pride® FDA Class II Medical Devices are designed to aid individuals with mobility impairments.
- 2 Varies with user weight, terrain type, battery amp-hour (AH), battery charge, battery condition and tire condition. These specifications can be subject to a variance of (+/- 10%).
- 3 Tested in accordance with ANSI/RESNA, WC Vol2, section 4 & ISO 7176-4 standards. Results derived from theoretical calculations based on battery specifications and drive system performance. Test conducted at maximum weight capacity.
- 4 Due to manufacturing tolerances and continual product improvement, this specification can be subject to a variance of (+ or - 3%).
- 5 Battery weight may vary based on manufacturer.




FEATURING EXCLUSIVE PATENTED EZ TURN TECHNOLOGY



FDA Class II
Medical Device¹

PRIDE[®]
M O B I L I T Y

(US) 800.800.8586 • (Canada) 888.570.1113

pridemobility.com |    

HCPCS codes provided should not be considered as legal advice and do not guarantee reimbursement. DME providers are responsible for determining appropriate billing codes when submitting for insurance reimbursement.

NOTE: All specifications subject to change without notice. The information contained herein is correct at the time of publication; we reserve the right to alter specifications without prior notice. Speed and range vary with user weight, terrain type, battery charge, battery condition and tire pressure. Due to manufacturing tolerances and continual product improvement, length, width, turning radius and ground clearance can be subject to variance of + or - 3%. Special order seats or non-standard dimensions will not be fold-flat and depth-adjustable.

GO GO
ELITE TRAVELLER[®] 2

4-wheel model

*It turns like a
3-wheel but is stable
like a 4-wheel!*



FDA Class II
Medical Device¹

FEATURING EXCLUSIVE PATENTED
EZ TURN TECHNOLOGY

LIVE YOUR BEST[®]

pridemobility.com |    

TURNS LIKE A 3-WHEEL

STABLE LIKE A 4-WHEEL



FDA Class II Medical Device¹

BUILT TO MANEUVER IN TIGHT SPACES

No four-wheel scooter can turn like the Go Go Elite Traveller® 2 4-Wheel. Thanks to Pride's patented, intelligent-turning, EZ Turn Technology, it boasts the tightest turning radius of any available 4-wheel scooter at just 37", which means you have 3-wheel scooter agility without compromising 4-wheel scooter stability.

Features

- 300-lb. weight capacity
- Maximum speed of up to 4.23 mph
- Improved turning radius of 37"
- Non-scuffing, flat-free tires
- Delta tiller with adjustment knob and charging port
- Feather-touch disassembly allows the unit to be easily separated into 5 lightweight pieces
- Front frame-mounted seat post for optimal stability
- Dual voltage charger can charge battery pack on-board or off-board
- Removable footboard basket for additional storage
- Front basket (standard)

2 sets of removable color-through shrouds included:

Cardinal Red (matte)

Black (matte)

Accessories*

- 2.1A XLR USB charger
- Cup holder
- Forearm crutch holder
- Military patches
- Oxygen holder
- Rear basket
- Rear mount 3" double cane/crutch holder
- Rear view mirror
- Saddle bag
- Safety flag
- Single rear mount 3" cane/crutch holder
- Under seat storage
- Walker holder
- Weather cover
- Wishbone crutch holder
- Additional shroud panels

Accessory Shroud Panel Colors

(additional charge applies)



Intuitive drive controls



Industry-leading 37" turning radius featuring Pride's patented iTurn Technology



Feather-touch disassembly for quick transport or storage

* Only one rear accessory can be used at a time.